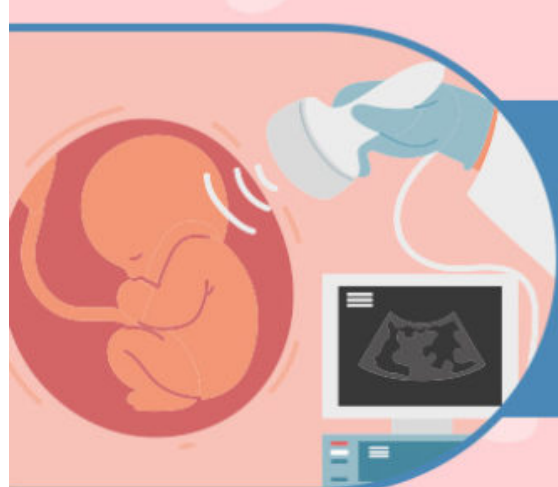




Advantages of 4D *Ultrasound*



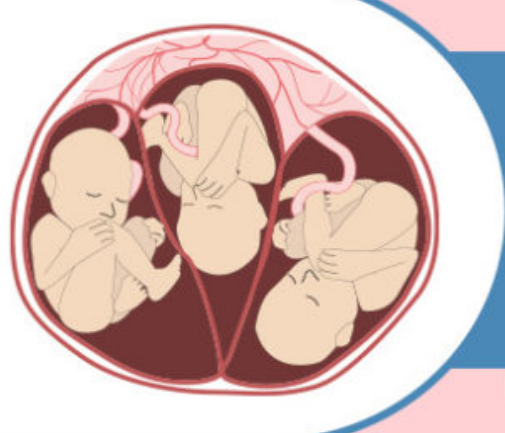

It can visualize fetal movement two weeks earlier than a 2D ultrasound.

It helps in tracking fetal age and development.



It facilitates real-time visualization of fetal yawning, breathing movements, smiling, and finger movements.

It aids in the assessment of any fetal abnormalities, such as cleft lip.



This real-time imaging can help doctors detect high-risk or multiple pregnancies.

The ability to view the baby's face and its movement helps parents feel closer and strengthens the bond.

