




Tips For Using A Rust Remover Properly



Read and adhere to the usage instructions provided by the manufacturer.

Wear protective gloves and eyeglasses while using a rust remover solution.





Ensure to use the remover in a well-ventilated area to eliminate fumes.

Do not use it on objects that are coated with protective oxide paints.




Clean the rusted object before using the solution to remove debris and grease.

Patch-test the remover on an inconspicuous spot when using it on a new surface.



Submerge the rusted object in the remover solution and soak for 15 to 30 minutes.

If the rust persists, soak the object in the solution overnight for better results.



Once the object is rust-free, clean it with water or a damp cloth.

Ensure the object is thoroughly air-dried before storing or using it.

